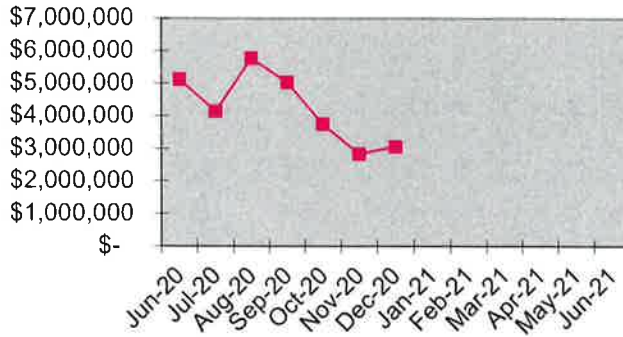


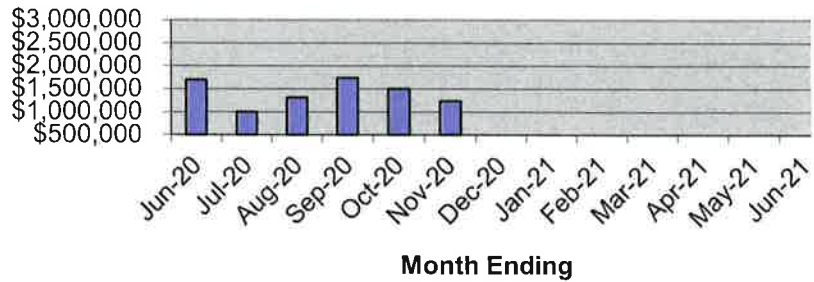
**River Valley School District  
Board Financial Report  
November 2020**

Month End Cash Balance	
	Actual
Jun-20	\$ 5,126,405
Jul-20	\$ 4,147,937
Aug-20	\$ 5,774,800
Sep-20	\$ 5,035,135
Oct-20	\$ 3,751,387
Nov-20	\$ 2,846,457
Dec-20	\$ 3,057,251
Jan-21	
Feb-21	
Mar-21	
Apr-21	
May-21	
Jun-21	
Checks	
	\$ Amount
Jun-20	\$ 1,699,984
Jul-20	\$ 1,002,722
Aug-20	\$ 1,308,093
Sep-20	\$ 1,734,348
Oct-20	\$ 1,497,049
Nov-20	\$ 1,234,247
Dec-20	
Jan-21	
Feb-21	
Mar-21	
Apr-21	
May-21	
Jun-21	
Revenues	
	\$ Amount
Jun-20	\$ 1,785,663
Jul-20	\$ 212,483
Aug-20	\$ 3,134,936
Sep-20	\$ 782,662
Oct-20	\$ 73,809
Nov-20	\$ 423,526
Dec-20	\$ 1,628,537
Jan-21	
Feb-21	
Mar-21	
Apr-21	
May-21	
Jun-21	

**Actual Cash Balance**

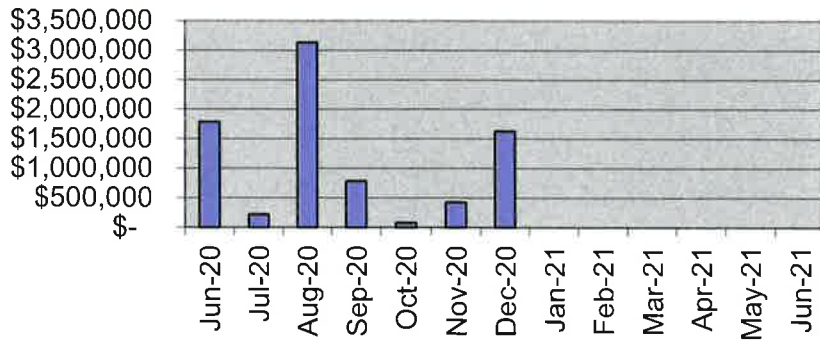


**Check Disbursements**



**Month Ending**

**Revenues**



**December 2020**

**The Peoples Community Bank**

Beginning Balance	\$ 1,521,618.85
ADD: Total Credits	\$ 2,050,551.14
LESS: Total Debits	\$ 1,422,049.50
	<u>\$ 2,150,120.49</u>

**Local Government Investment Pool**

#1 (general account)	\$ 907,130.79
#2 (fund 49 - building fund)	\$ 464,362.58
#3 (fund 39 - debt service)	\$ -
#4 (Misc. Project)	\$ -

Subtotal \$ 1,371,493.37

**LESS: Short term loan** \$ -

Ending Balance \$3,521,613.86